

Scaled data based on original data using  
LM-79-08 Approved Method: Electrical and Photometric Measurements of Solid-  
State Lighting Products

Test Report Prepared for  
Cooper Lighting Solutions  
(formerly Eaton)

Brand: McGRAW-EDISON

Report Number: P226681

Luminaire Tested: **ISW-AF-1000-LED-E1-T4W-8030**

Issue Date: 3/3/2020

**Test Information**

Test Method: LM-79-08  
Report Number: P226681  
TEST IS SCALED FROM IESNA LM-79-08 TEST DATA (P35944)  
Test Lab: INNOVATION CENTER-P3  
Issue Date: 3/3/2020  
Manufacturer: COOPER LIGHTING SOLUTIONS (FORMERLY EATON)  
Product Line: MCGRAW-EDISON  
Catalog Number: ISW-AF-1000-LED-E1-T4W-8030  
Description: IMPACT ELITE LED WEDGE LUMINAIRE  
LIGHT SQUARE WITH ACCULED OPTICS-TYPE IV WIDE  
Light Source: (16) 3000K CCT, 80 CRI LEDs  
Ballast/Driver: ELECTRONIC DRIVER

**Summary**

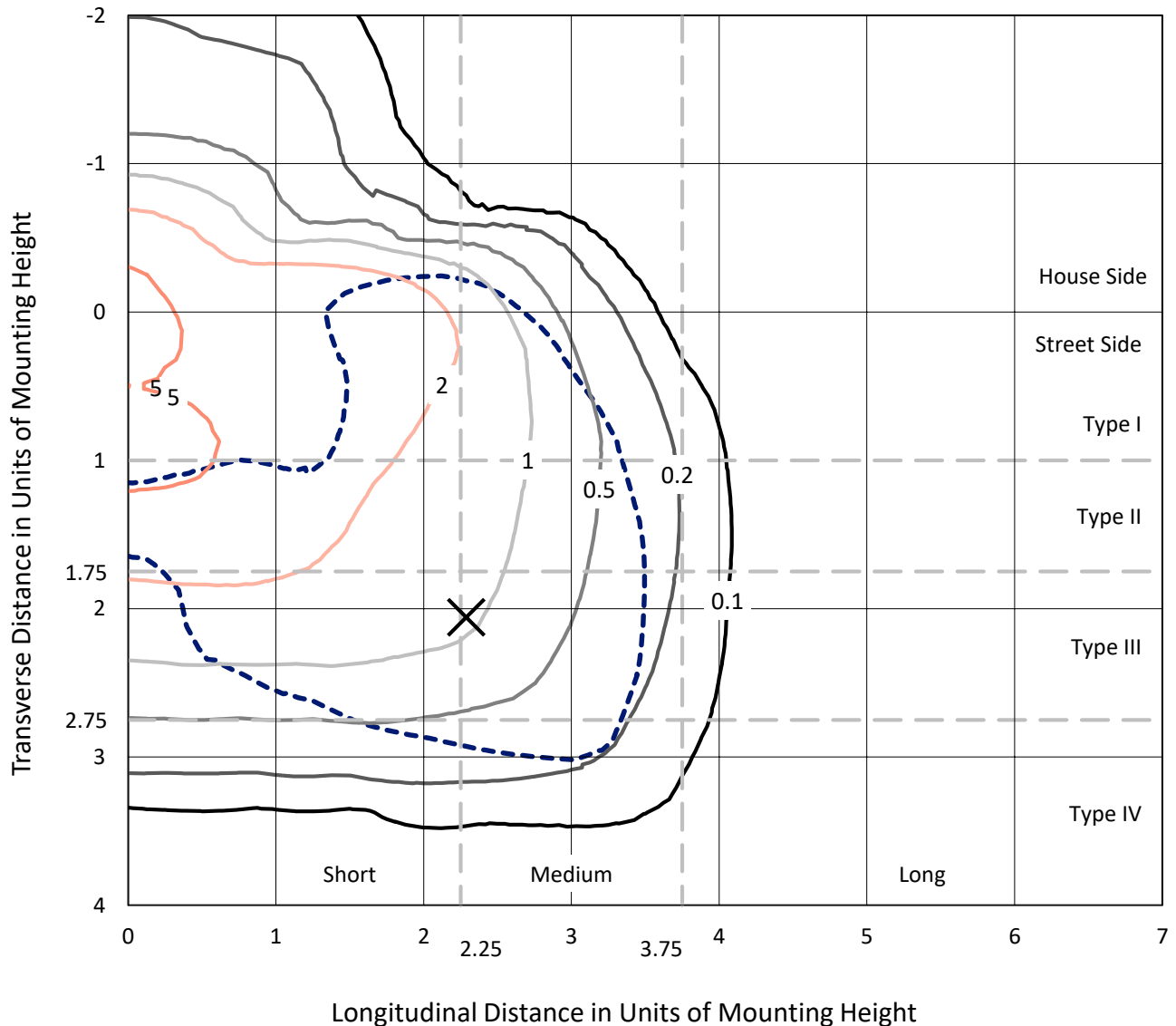
Lumens per Lamp: N/A  
Luminaire Lumens: 4944.2 lumens  
Efficiency: N/A  
Efficacy: 90.6 lumens/watt  
Luminous Opening: Rectangular (W 0.5' x L: 0.5' x H: 0')  
IES Classification: Type IV - Medium - Semi-Cutoff  
BUG Rating: B1 - U1 - G2  
  
Input Watts (W): 54.6  
Input Voltage (V): 120  
Input Current (Ain): NR  
Voltage Rise (V): NR  
Power Factor: NR  
Total Harmonic Distortion (THDi): NR  
Frequency (hertz): 60  
Stabilization Time: NR  
Operation Time: NR  
Ambient Temperature (°C): NR  
Test Distance: 25 FT



REPORT NUMBER: P226681  
 CATALOG NUMBER: ISW-AF-1000-LED-E1-T4W-8030

### Iso-Footcandle Lines of Horizontal Illumination

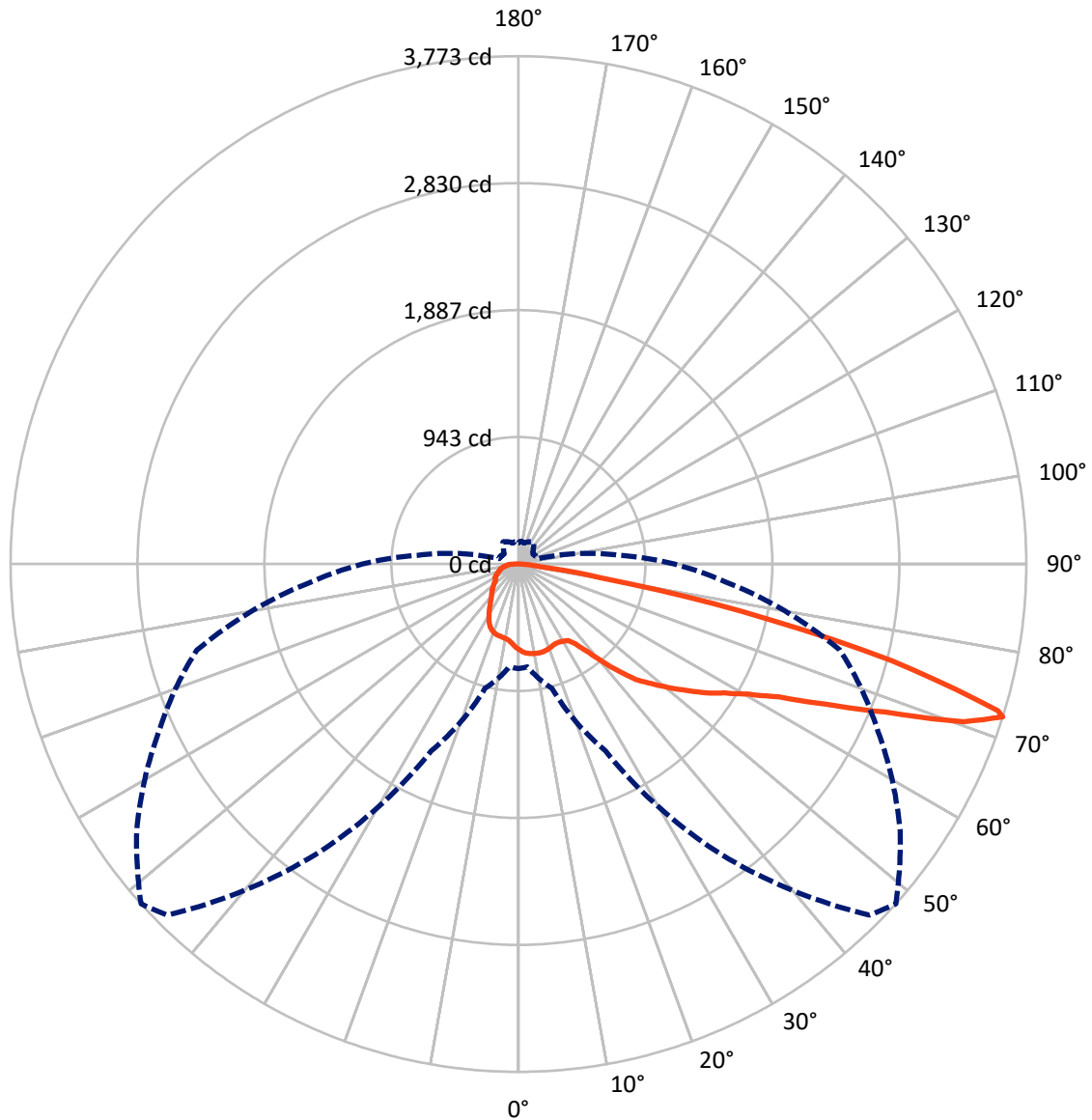
× Max cd  
 - - - 1/2 Max cd



Based on 10 foot mounting height. Maximum calculated value = 7.1 fc  
 Type IV - Medium - Semi-Cutoff

REPORT NUMBER: P226681  
CATALOG NUMBER: ISW-AF-1000-LED-E1-T4W-8030

### Luminous Intensity Polar Plot



— Vertical Plane Through 48-Deg Lateral    - - - Horizontal Cone Through 72-Deg Vertical

REPORT NUMBER: P226681

CATALOG NUMBER: ISW-AF-1000-LED-E1-T4W-8030

**FLUX DISTRIBUTION:**

		Downward	Upward	Total
<b>House Side</b>	Lumens	1073.8	2.2	1076.1
	% Fixture	21.7	0.0	21.8
<b>Street Side</b>	Lumens	3867.3	0.8	3868.1
	% Fixture	78.2	0.0	78.2
<b>Total</b>	Lumens	4941.1	3.0	4944.2
	% Fixture	99.9	0.1	100.0

**Coefficient of Utilization**

**ZONAL LUMENS:**

Zone	Lumens	% Fixture
0°-10°	60.1	1.2
10°-20°	175.7	3.6
20°-30°	270.9	5.5
30°-40°	406.0	8.2
40°-50°	676.1	13.7
50°-60°	1056.6	21.4
60°-70°	1395.7	28.2
70°-80°	807.4	16.3
80°-90°	92.6	1.9
90°-100°	3.0	0.1
100°-110°	0.0	0.0
110°-120°	0.0	0.0
120°-130°	0.0	0.0
130°-140°	0.0	0.0
140°-150°	0.0	0.0
150°-160°	0.0	0.0
160°-170°	0.0	0.0
170°-180°	0.0	0.0
0°-90°	4941.1	99.9
0°-180°	4944.2	100.0



REPORT NUMBER: P226681

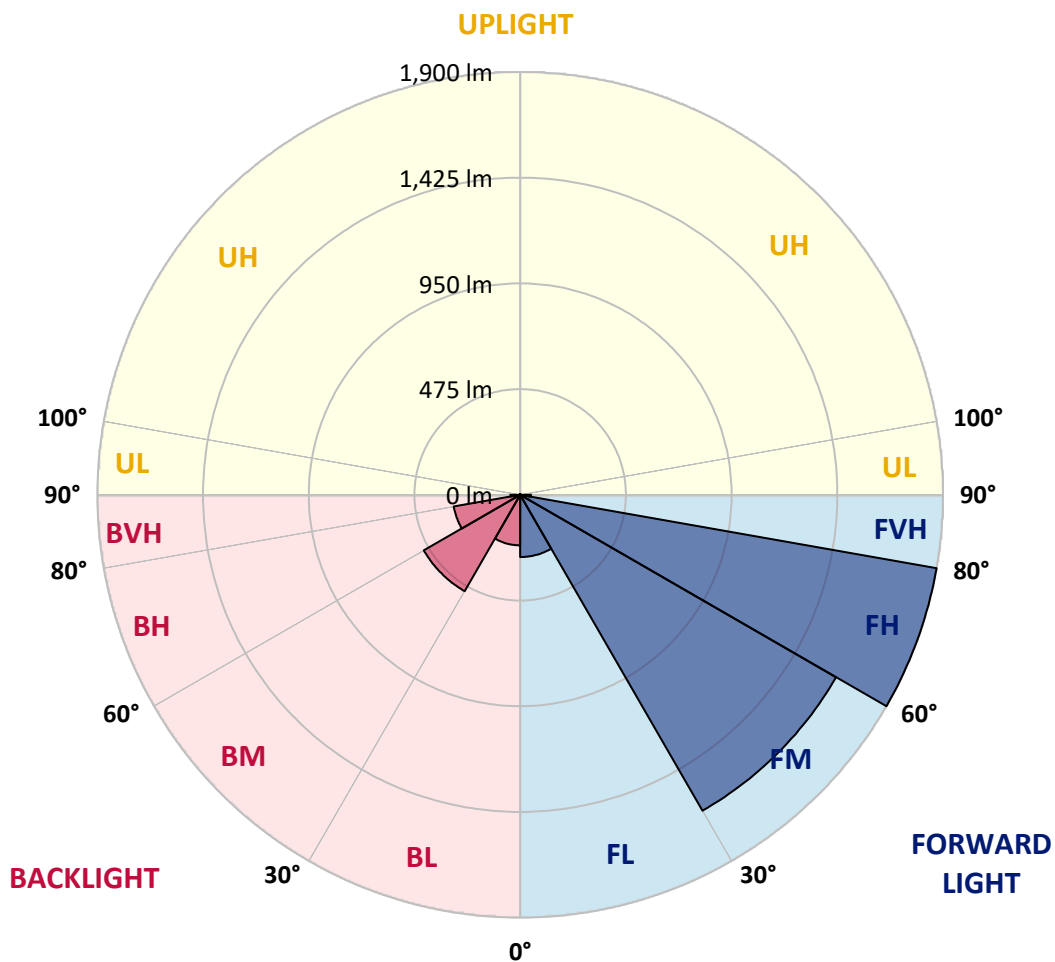
CATALOG NUMBER: ISW-AF-1000-LED-E1-T4W-8030

**LUMINAIRE CLASSIFICATION SYSTEM LUMEN TABLE AND BUG RATING:**

Zone		Lumens	% Fixture	Zone Rating/Lumen Limit		
				B	U	G
FL	(0°-30°)	279.5	5.7			
FM	(30°-60°)	1639.1	33.2			
FH	(60°-80°)	1900.1	38.4			G2/5000
FVH	(80°-90°)	48.6	1.0			G1/100
BL	(0°-30°)	227.2	4.6	B1/500		
BM	(30°-60°)	499.7	10.1	B1/1000		
BH	(60°-80°)	303.0	6.1	B1/500		G1/500
BVH	(80°-90°)	44.0	0.9			G1/100
UL	(90°-100°)	3.0	0.1		U1/10	
UH	(100°-180°)	2.2	0.0		U1/10	

**BUG Rating: B1-U1-G2**

Type IV Medium





REPORT NUMBER: P226681

CATALOG NUMBER: ISW-AF-1000-LED-E1-T4W-8030

**CANDELA DISTRIBUTION (FULL):**

	0°	5°	15°	25°	35°	45°	48°	55°	65°	75°	85°
0°	636.0	636.0	636.0	636.0	636.0	636.0	636.0	636.0	636.0	636.0	636.0
2.5°	669.7	669.0	669.0	663.3	661.1	657.6	654.7	650.4	646.1	641.1	634.6
5°	702.0	704.2	701.3	692.7	681.9	670.5	666.2	656.1	642.5	630.3	618.8
7.5°	732.8	733.6	725.7	711.3	694.8	676.9	671.2	657.6	642.5	626.0	609.5
10°	755.1	755.8	744.3	724.2	702.0	681.9	675.5	661.9	643.2	625.3	604.5
12.5°	768.0	768.7	751.5	730.7	704.2	684.1	678.3	664.0	644.6	621.7	598.8
15°	765.8	768.0	753.6	730.7	702.7	684.8	677.6	665.4	641.1	618.1	593.7
17.5°	751.5	754.4	742.9	717.8	695.6	681.2	673.3	661.1	637.5	613.1	586.6
20°	723.5	727.1	722.1	697.7	682.7	671.2	666.2	654.7	632.5	607.4	580.1
22.5°	692.0	695.6	694.1	674.0	666.9	661.1	656.1	647.5	628.2	603.1	577.2
25°	669.0	671.9	669.7	652.5	654.7	654.7	651.8	645.4	627.4	604.5	577.2
27.5°	707.0	707.0	688.4	653.3	649.7	656.1	654.7	651.1	636.8	611.7	583.0
30°	846.1	835.4	801.7	713.5	668.3	665.4	664.7	662.6	649.7	627.4	600.9
32.5°	1001.7	991.0	950.8	840.4	746.5	684.8	678.3	679.1	675.5	654.7	628.2
35°	1140.1	1138.7	1107.2	987.4	867.7	752.9	727.1	709.9	708.5	699.9	679.1
37.5°	1252.0	1252.0	1254.9	1118.6	998.9	861.2	817.5	763.0	763.0	757.9	745.0
40°	1379.6	1385.4	1391.8	1237.7	1139.4	990.3	940.8	858.3	833.2	841.1	844.0
42.5°	1547.4	1554.6	1550.3	1384.7	1267.8	1144.4	1083.5	983.8	922.2	935.1	965.2
45°	1660.7	1663.6	1694.4	1538.1	1429.1	1275.0	1223.3	1086.4	1025.4	1051.9	1105.0
47.5°	1789.1	1796.3	1801.3	1712.4	1618.4	1422.7	1328.0	1186.0	1146.6	1186.8	1270.6
50°	1914.6	1905.3	1918.9	1915.3	1797.7	1553.9	1441.3	1279.3	1282.1	1336.6	1474.3
52.5°	2023.6	1992.0	2023.6	2063.0	2028.6	1688.7	1557.5	1389.0	1430.6	1497.2	1714.5
55°	2107.5	2031.5	2084.5	2196.4	2188.5	1807.7	1690.1	1535.2	1604.8	1695.9	2006.4
57.5°	1936.1	1945.4	2091.7	2286.0	2282.4	1928.2	1806.3	1718.1	1803.4	1905.3	2352.0
60°	1776.2	1817.8	2043.7	2300.4	2347.7	2059.4	1962.6	1926.1	2004.9	2129.0	2683.3
62.5°	1691.6	1731.0	1965.5	2273.8	2451.7	2253.8	2172.7	2144.8	2252.3	2391.4	2978.7
65°	1718.1	1742.5	1960.5	2314.0	2571.4	2547.8	2512.6	2466.0	2519.8	2650.3	3112.1
67.5°	1643.5	1683.7	1918.9	2385.0	2790.1	2906.3	2935.7	2885.5	2840.3	2822.4	2917.8
70°	1223.3	1262.0	1508.7	2091.7	2969.4	3528.7	3510.8	3343.0	3038.9	2785.1	2279.6
72°	777.3	766.5	955.1	1532.4	2639.5	3688.6	3773.2	3462.7	2948.6	2473.2	1548.2
72.5°	565.1	616.0	792.4	1362.4	2507.6	3601.1	3724.5	3424.0	2830.3	2336.2	1361.7
75°	137.7	145.6	190.0	488.3	1468.6	2709.8	2864.7	2645.3	2065.9	1386.8	603.8
77.5°	93.2	96.8	125.5	172.1	431.7	1545.3	1700.2	1460.7	924.3	471.8	268.9
80°	69.6	71.7	91.1	121.9	179.3	527.0	621.7	494.1	230.2	261.7	191.5
82.5°	48.8	50.2	68.8	89.6	119.0	123.3	164.2	181.4	149.2	171.4	111.9
85°	33.7	33.7	50.2	61.7	75.3	61.0	65.3	91.1	101.1	101.8	68.1
87.5°	17.9	20.1	29.4	39.4	39.4	28.0	30.8	46.6	56.6	61.0	40.9
90°	6.5	6.5	12.2	15.1	9.3	7.2	6.5	9.3	13.6	19.4	12.9
92.5°	0.0	0.0	0.0	0.0	0.0	0.0	0.0	0.0	0.0	0.0	0.0
95°	0.0	0.0	0.0	0.0	0.0	0.0	0.0	0.0	0.0	0.0	0.0
97.5°	0.0	0.0	0.0	0.0	0.0	0.0	0.0	0.0	0.0	0.0	0.0
100°	0.0	0.0	0.0	0.0	0.0	0.0	0.0	0.0	0.0	0.0	0.0
102.5°	0.0	0.0	0.0	0.0	0.0	0.0	0.0	0.0	0.0	0.0	0.0
105°	0.0	0.0	0.0	0.0	0.0	0.0	0.0	0.0	0.0	0.0	0.0
107.5°	0.0	0.0	0.0	0.0	0.0	0.0	0.0	0.0	0.0	0.0	0.0



REPORT NUMBER: P226681

CATALOG NUMBER: ISW-AF-1000-LED-E1-T4W-8030

**CANDELA DISTRIBUTION (continued):**

	0°	5°	15°	25°	35°	45°	48°	55°	65°	75°	85°
110°	0.0	0.0	0.0	0.0	0.0	0.0	0.0	0.0	0.0	0.0	0.0
112.5°	0.0	0.0	0.0	0.0	0.0	0.0	0.0	0.0	0.0	0.0	0.0
115°	0.0	0.0	0.0	0.0	0.0	0.0	0.0	0.0	0.0	0.0	0.0
117.5°	0.0	0.0	0.0	0.0	0.0	0.0	0.0	0.0	0.0	0.0	0.0
120°	0.0	0.0	0.0	0.0	0.0	0.0	0.0	0.0	0.0	0.0	0.0
122.5°	0.0	0.0	0.0	0.0	0.0	0.0	0.0	0.0	0.0	0.0	0.0
125°	0.0	0.0	0.0	0.0	0.0	0.0	0.0	0.0	0.0	0.0	0.0
127.5°	0.0	0.0	0.0	0.0	0.0	0.0	0.0	0.0	0.0	0.0	0.0
130°	0.0	0.0	0.0	0.0	0.0	0.0	0.0	0.0	0.0	0.0	0.0
132.5°	0.0	0.0	0.0	0.0	0.0	0.0	0.0	0.0	0.0	0.0	0.0
135°	0.0	0.0	0.0	0.0	0.0	0.0	0.0	0.0	0.0	0.0	0.0
137.5°	0.0	0.0	0.0	0.0	0.0	0.0	0.0	0.0	0.0	0.0	0.0
140°	0.0	0.0	0.0	0.0	0.0	0.0	0.0	0.0	0.0	0.0	0.0
142.5°	0.0	0.0	0.0	0.0	0.0	0.0	0.0	0.0	0.0	0.0	0.0
145°	0.0	0.0	0.0	0.0	0.0	0.0	0.0	0.0	0.0	0.0	0.0
147.5°	0.0	0.0	0.0	0.0	0.0	0.0	0.0	0.0	0.0	0.0	0.0
150°	0.0	0.0	0.0	0.0	0.0	0.0	0.0	0.0	0.0	0.0	0.0
152.5°	0.0	0.0	0.0	0.0	0.0	0.0	0.0	0.0	0.0	0.0	0.0
155°	0.0	0.0	0.0	0.0	0.0	0.0	0.0	0.0	0.0	0.0	0.0
157.5°	0.0	0.0	0.0	0.0	0.0	0.0	0.0	0.0	0.0	0.0	0.0
160°	0.0	0.0	0.0	0.0	0.0	0.0	0.0	0.0	0.0	0.0	0.0
162.5°	0.0	0.0	0.0	0.0	0.0	0.0	0.0	0.0	0.0	0.0	0.0
165°	0.0	0.0	0.0	0.0	0.0	0.0	0.0	0.0	0.0	0.0	0.0
167.5°	0.0	0.0	0.0	0.0	0.0	0.0	0.0	0.0	0.0	0.0	0.0
170°	0.0	0.0	0.0	0.0	0.0	0.0	0.0	0.0	0.0	0.0	0.0
172.5°	0.0	0.0	0.0	0.0	0.0	0.0	0.0	0.0	0.0	0.0	0.0
175°	0.0	0.0	0.0	0.0	0.0	0.0	0.0	0.0	0.0	0.0	0.0
177.5°	0.0	0.0	0.0	0.0	0.0	0.0	0.0	0.0	0.0	0.0	0.0
180°	0.0	0.0	0.0	0.0	0.0	0.0	0.0	0.0	0.0	0.0	0.0





REPORT NUMBER: P226681  
 CATALOG NUMBER: ISW-AF-1000-LED-E1-T4W-8030

**CANDELA DISTRIBUTION (continued):**

	90°	95°	105°	115°	125°	135°	145°	155°	165°	175°	180°
0°	636.0	636.0	636.0	636.0	636.0	636.0	636.0	636.0	636.0	636.0	636.0
2.5°	633.2	628.9	623.1	620.3	618.8	616.0	613.1	611.7	611.7	608.8	609.5
5°	613.1	606.6	598.8	593.0	592.3	592.3	593.7	593.7	594.5	592.3	595.2
7.5°	603.1	595.9	584.4	578.0	572.9	572.2	575.1	580.8	583.7	581.5	584.4
10°	595.9	588.0	575.1	567.2	563.6	562.2	564.3	570.1	579.4	579.4	582.3
12.5°	588.7	578.7	565.8	560.0	557.2	557.9	560.7	565.1	575.1	578.7	580.1
15°	581.5	570.1	559.3	551.4	551.4	553.6	557.2	562.2	571.5	578.0	579.4
17.5°	574.4	562.9	553.6	547.1	547.1	550.0	553.6	560.0	566.5	575.8	575.8
20°	567.9	558.6	546.4	540.7	540.0	542.1	546.4	552.9	557.9	567.2	567.9
22.5°	564.3	552.9	541.4	532.8	529.2	527.8	532.1	538.5	543.5	552.9	554.3
25°	562.9	550.0	535.7	519.9	510.6	507.7	509.8	517.7	522.0	529.2	531.3
27.5°	567.9	555.7	533.5	504.8	485.5	477.6	479.7	484.7	486.2	494.1	497.6
30°	585.1	570.8	537.8	489.0	453.9	439.6	439.6	440.3	442.4	448.9	449.6
32.5°	613.1	599.5	550.7	472.5	421.6	401.6	396.5	393.0	393.0	392.2	393.0
35°	664.7	653.3	572.9	453.9	386.5	364.3	352.1	345.6	339.2	336.3	335.6
37.5°	739.3	729.3	604.5	432.4	355.7	333.4	318.4	305.5	298.3	297.6	301.2
40°	850.4	840.4	639.6	408.0	326.3	309.8	294.0	280.4	272.5	273.2	276.8
42.5°	987.4	956.6	677.6	375.0	302.6	294.0	276.8	265.3	257.4	253.1	252.4
45°	1147.3	1095.7	713.5	344.2	276.8	280.4	263.9	251.0	240.9	229.5	228.0
47.5°	1346.7	1234.8	745.0	313.4	248.8	266.0	250.3	238.1	223.0	209.4	207.2
50°	1554.6	1394.7	772.3	280.4	223.7	250.3	236.6	220.1	199.3	187.2	187.2
52.5°	1794.8	1586.9	807.4	243.8	204.4	233.0	219.4	197.9	180.7	179.3	179.3
55°	2062.3	1788.4	831.8	215.1	189.3	214.4	208.0	201.5	195.8	197.2	197.9
57.5°	2342.0	1998.5	810.3	195.0	177.1	210.1	228.7	220.1	202.2	201.5	200.8
60°	2582.9	2162.0	691.3	182.1	167.8	217.3	245.2	220.1	202.2	211.5	212.3
62.5°	2740.6	2239.4	460.4	165.6	154.2	205.1	239.5	213.7	202.9	229.5	231.6
65°	2719.1	2152.6	264.6	154.2	145.6	188.6	231.6	205.8	189.3	204.4	200.1
67.5°	2398.6	1804.1	191.5	149.2	139.1	177.1	217.3	194.3	176.4	195.0	187.2
70°	1723.8	1228.3	164.9	144.8	134.8	163.5	207.2	187.2	169.2	182.1	169.9
72°	1156.6	747.2	151.3	141.3	130.5	154.9	200.1	181.4	162.8	169.9	156.3
72.5°	984.5	589.4	147.7	139.8	129.1	152.7	197.9	180.0	161.3	168.5	155.6
75°	367.9	230.9	131.2	129.1	119.0	142.0	189.3	173.5	154.2	152.0	146.3
77.5°	189.3	146.3	111.9	114.0	106.8	129.8	180.0	163.5	142.0	134.1	131.2
80°	137.7	106.1	90.4	96.8	91.1	116.9	167.1	148.4	129.1	120.5	116.9
82.5°	86.8	66.0	68.8	76.7	77.4	103.3	152.0	133.4	114.7	107.6	101.8
85°	41.6	39.4	48.8	56.6	62.4	87.5	139.1	118.3	100.4	86.0	86.8
87.5°	22.2	30.1	29.4	38.0	48.0	71.7	123.3	96.8	80.3	64.5	65.3
90°	5.0	7.9	8.6	15.1	19.4	30.8	79.6	55.2	53.8	22.9	20.1
92.5°	0.0	0.0	0.0	0.0	0.0	0.0	0.0	0.0	0.0	0.0	0.0
95°	0.0	0.0	0.0	0.0	0.0	0.0	0.0	0.0	0.0	0.0	0.0
97.5°	0.0	0.0	0.0	0.0	0.0	0.0	0.0	0.0	0.0	0.0	0.0
100°	0.0	0.0	0.0	0.0	0.0	0.0	0.0	0.0	0.0	0.0	0.0
102.5°	0.0	0.0	0.0	0.0	0.0	0.0	0.0	0.0	0.0	0.0	0.0
105°	0.0	0.0	0.0	0.0	0.0	0.0	0.0	0.0	0.0	0.0	0.0
107.5°	0.0	0.0	0.0	0.0	0.0	0.0	0.0	0.0	0.0	0.0	0.0



REPORT NUMBER: P226681  
 CATALOG NUMBER: ISW-AF-1000-LED-E1-T4W-8030

**CANDELA DISTRIBUTION (continued):**

	90°	95°	105°	115°	125°	135°	145°	155°	165°	175°	180°
110°	0.0	0.0	0.0	0.0	0.0	0.0	0.0	0.0	0.0	0.0	0.0
112.5°	0.0	0.0	0.0	0.0	0.0	0.0	0.0	0.0	0.0	0.0	0.0
115°	0.0	0.0	0.0	0.0	0.0	0.0	0.0	0.0	0.0	0.0	0.0
117.5°	0.0	0.0	0.0	0.0	0.0	0.0	0.0	0.0	0.0	0.0	0.0
120°	0.0	0.0	0.0	0.0	0.0	0.0	0.0	0.0	0.0	0.0	0.0
122.5°	0.0	0.0	0.0	0.0	0.0	0.0	0.0	0.0	0.0	0.0	0.0
125°	0.0	0.0	0.0	0.0	0.0	0.0	0.0	0.0	0.0	0.0	0.0
127.5°	0.0	0.0	0.0	0.0	0.0	0.0	0.0	0.0	0.0	0.0	0.0
130°	0.0	0.0	0.0	0.0	0.0	0.0	0.0	0.0	0.0	0.0	0.0
132.5°	0.0	0.0	0.0	0.0	0.0	0.0	0.0	0.0	0.0	0.0	0.0
135°	0.0	0.0	0.0	0.0	0.0	0.0	0.0	0.0	0.0	0.0	0.0
137.5°	0.0	0.0	0.0	0.0	0.0	0.0	0.0	0.0	0.0	0.0	0.0
140°	0.0	0.0	0.0	0.0	0.0	0.0	0.0	0.0	0.0	0.0	0.0
142.5°	0.0	0.0	0.0	0.0	0.0	0.0	0.0	0.0	0.0	0.0	0.0
145°	0.0	0.0	0.0	0.0	0.0	0.0	0.0	0.0	0.0	0.0	0.0
147.5°	0.0	0.0	0.0	0.0	0.0	0.0	0.0	0.0	0.0	0.0	0.0
150°	0.0	0.0	0.0	0.0	0.0	0.0	0.0	0.0	0.0	0.0	0.0
152.5°	0.0	0.0	0.0	0.0	0.0	0.0	0.0	0.0	0.0	0.0	0.0
155°	0.0	0.0	0.0	0.0	0.0	0.0	0.0	0.0	0.0	0.0	0.0
157.5°	0.0	0.0	0.0	0.0	0.0	0.0	0.0	0.0	0.0	0.0	0.0
160°	0.0	0.0	0.0	0.0	0.0	0.0	0.0	0.0	0.0	0.0	0.0
162.5°	0.0	0.0	0.0	0.0	0.0	0.0	0.0	0.0	0.0	0.0	0.0
165°	0.0	0.0	0.0	0.0	0.0	0.0	0.0	0.0	0.0	0.0	0.0
167.5°	0.0	0.0	0.0	0.0	0.0	0.0	0.0	0.0	0.0	0.0	0.0
170°	0.0	0.0	0.0	0.0	0.0	0.0	0.0	0.0	0.0	0.0	0.0
172.5°	0.0	0.0	0.0	0.0	0.0	0.0	0.0	0.0	0.0	0.0	0.0
175°	0.0	0.0	0.0	0.0	0.0	0.0	0.0	0.0	0.0	0.0	0.0
177.5°	0.0	0.0	0.0	0.0	0.0	0.0	0.0	0.0	0.0	0.0	0.0
180°	0.0	0.0	0.0	0.0	0.0	0.0	0.0	0.0	0.0	0.0	0.0

(END OF REPORT)